

4

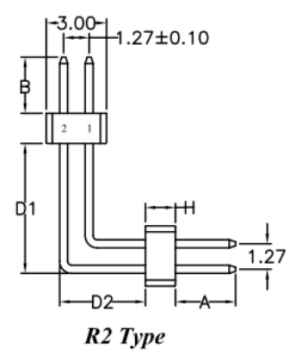
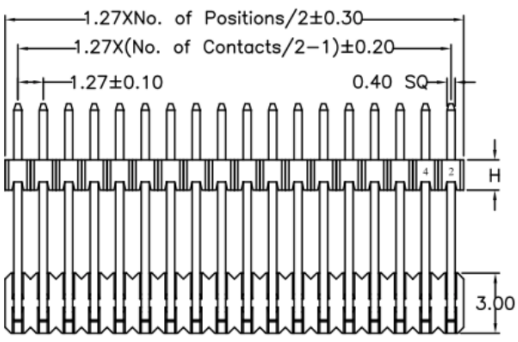
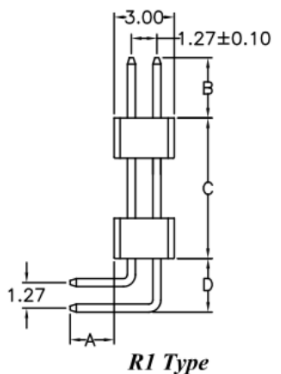
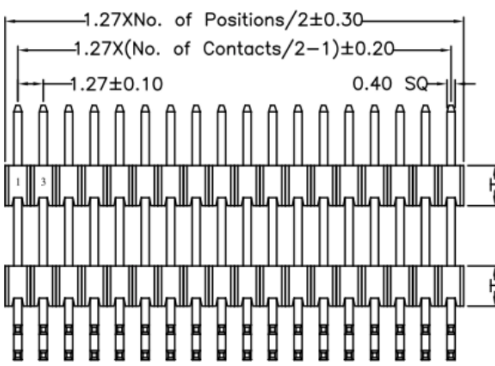
3

2

1



REVISION DATA				
SYM	REV	DESCRIPTION	DATE	APPR.
	00	new part	10.03.17	OT



Electrical
Current rating: 1Amps/contact max.
Contact resistance: ≤ 20mΩ/contact
Isolation resistance: ≥ 1000MΩ at V=100V
Withstanding Voltage: 300V AC/minute

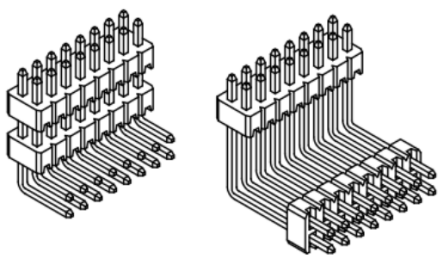
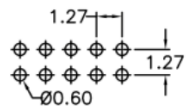
Material
Contact: Brass
Isolator: High Temperature, Thermoplastic UL94V-0

Operating temperature: Gold plated: -55°C to +105°C
 Tin plated: -40°C to +105°C

order information

A127124	xx	xx	xx	xx	xx	xx	xx
No. of Positions	Plating Option	Insulator Hight	R Type	Packaging	Dimension	Special Customer	
04~100	01= gold flash xx= on request	10= H= 1.00mm 15= H= 1.50mm 20= H= 2.00mm 25= H= 2.50mm xx= on request	R1= R1 Type R2= R2 Type	A= bag xx= on request	A/ B/ C/ D A/ B/ D1/ D2 xx= on request		

Recommended P.C.B Board Hole Layout



BRCONNECTORS

**Dual Row Pin Header
Right Angle Type**

<p><small>Tolerance:</small> X. ±0.50 .X ±0.35 .XX ±0.25 .XXX ±0.05 X" ±2"</p>	PROJECTON				
	DATE	10.03.2017	Customer Drawing-No.:		
	DRAWN	MR	Drawing-No.: 2160783		
	CHECKED	OT			
	APPROVED	BR			
		UNIT:	SCALE:	SIZE:	A4

A

D

C

B

D

C

B

4

3

2

1