

4

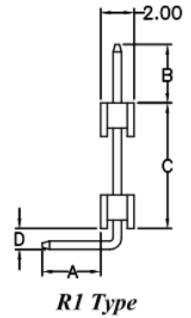
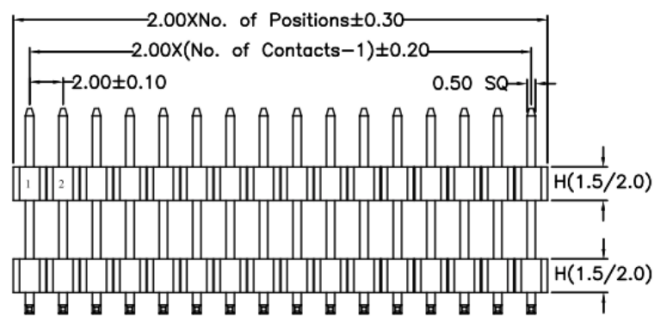
3

2

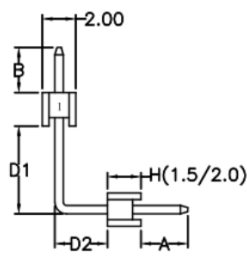
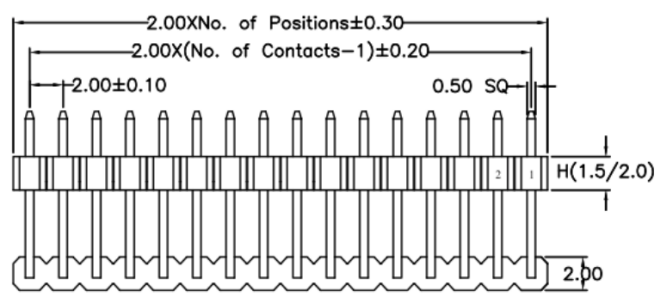
1



REVISION DATA				
SYM	REV	DESCRIPTION	DATE	APPR.
	00	new part	22.03.17	MR



R1 Type



R2 Type

Electrical
 Current rating: 1,5Amps/contact max.
 Contact resistance: ≤ 20mΩ/contact
 Isolation resistance: ≥ 1000MΩ at V=100V
 Withstanding Voltage: 450V AC/minute

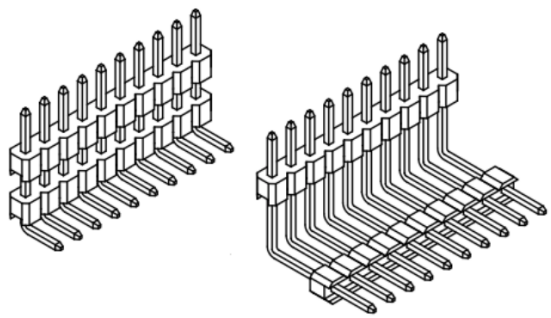
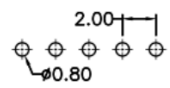
Material
 Contact: Brass
 Isolator: High Temperature, Thermoplastic UL94V-0

Operating temperature:
 Gold plated: -55°C to +105°C
 Tin plated: -40°C to +105°C

order information

A200127	xx	xx	xx	xx	xx	xx	xx
No. of Positions	Plating Option	Insulator Height	R Type	Packaging	Dimension	Special Customer	
01~40	01= gold flash xx= on request	15= H= 1.50mm 20= H= 2.00mm xx= on request	R1= R1 Type R2= R2 Type	A= bag xx= on request	A/ B/ C/ D A/ B/ D1/ D2 xx= on request		

Recommended P.C.B Board Hole Layout



	BRCONNECTORS		Single Row Pin Header Right Angle Type			
	PROJECTON					
	DATE	22.03.2017	Customer Drawing-No.:			
	DRAWN	MR	Drawing-No.: 2160817			
	CHECKED	BR				
APPROVED	BR			UNIT: mm	SCALE:	SIZE: A4