

4

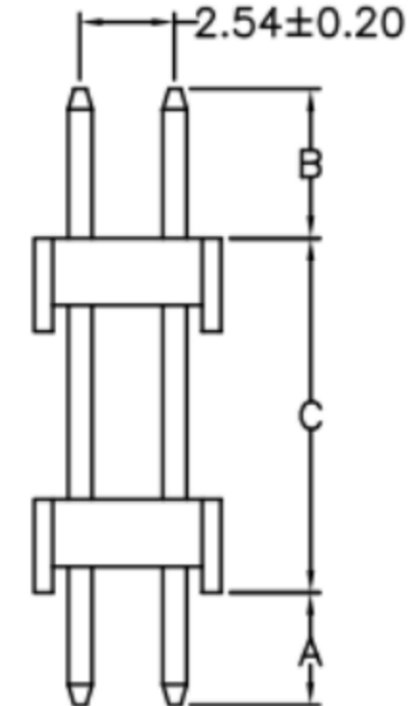
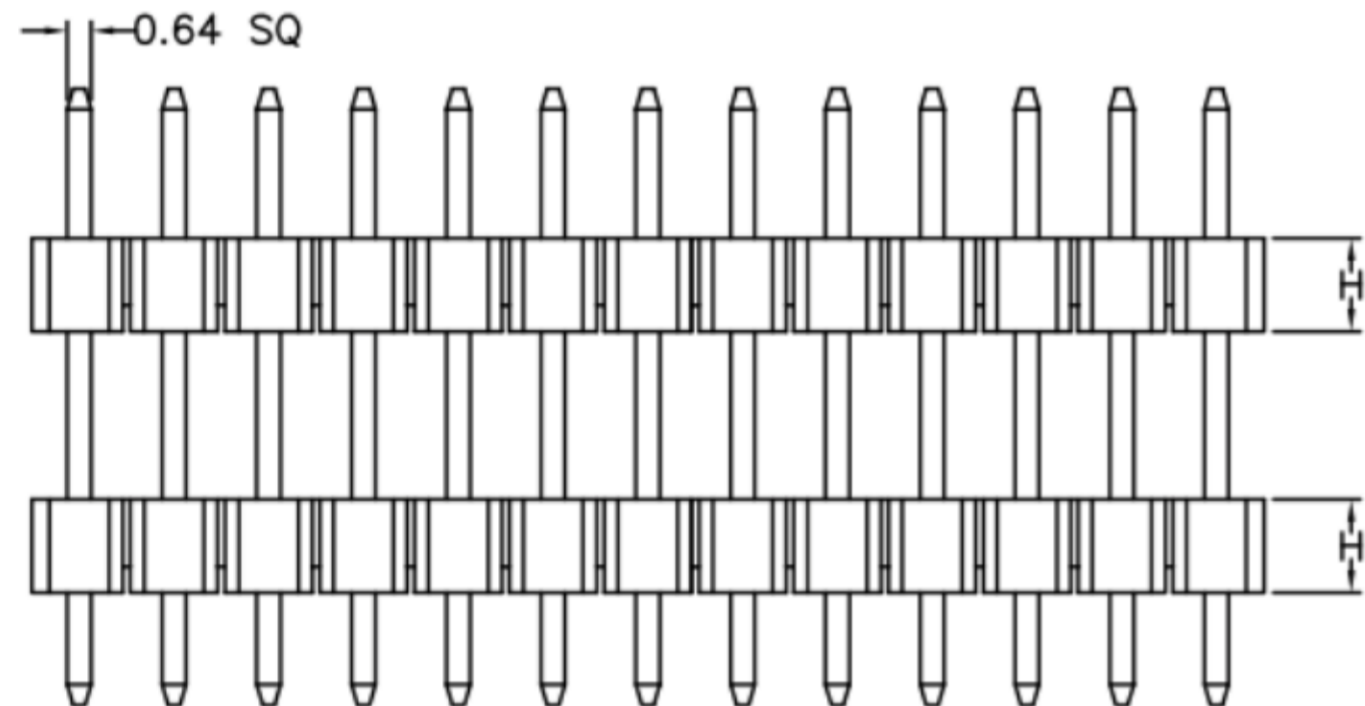
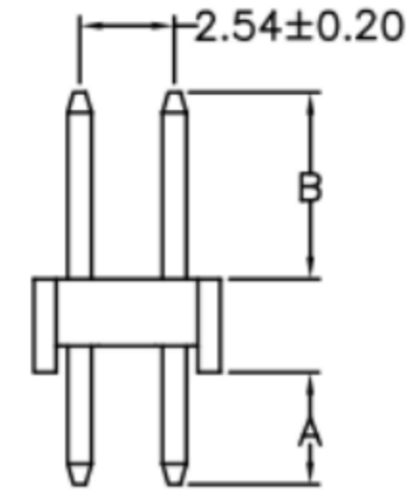
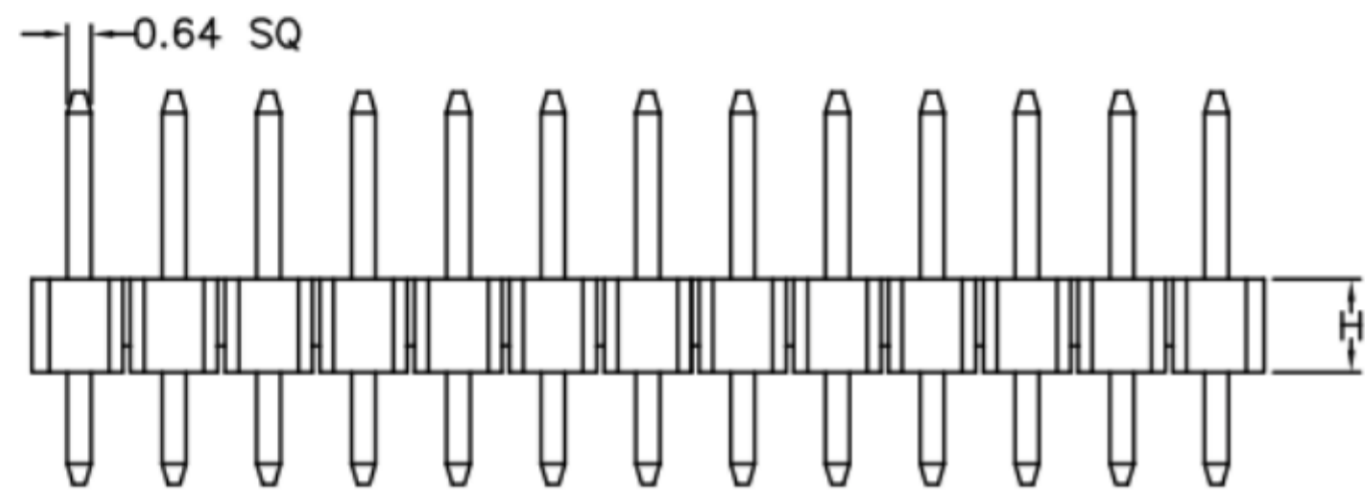
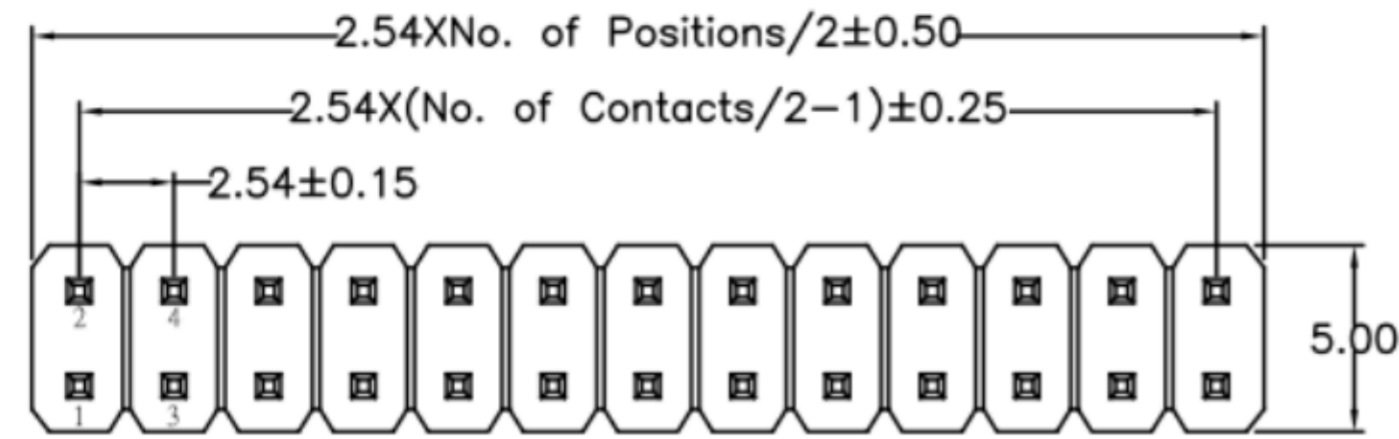
3

2

1

RoHS  
REACH  
compliant

REVISION DATA				
SYM	REV	DESCRIPTION	DATE	APPR.
	00	new part	22.03.17	MR
	01	Tolerance adjustment	04.05.21	SH



### Electrical

Current rating:	3Amps/contact max.
Contact resistance:	≤ 20mΩ/contact
Isolation resistance:	≥ 1000MΩ at V=100V
Withstanding Voltage:	550V AC/minute

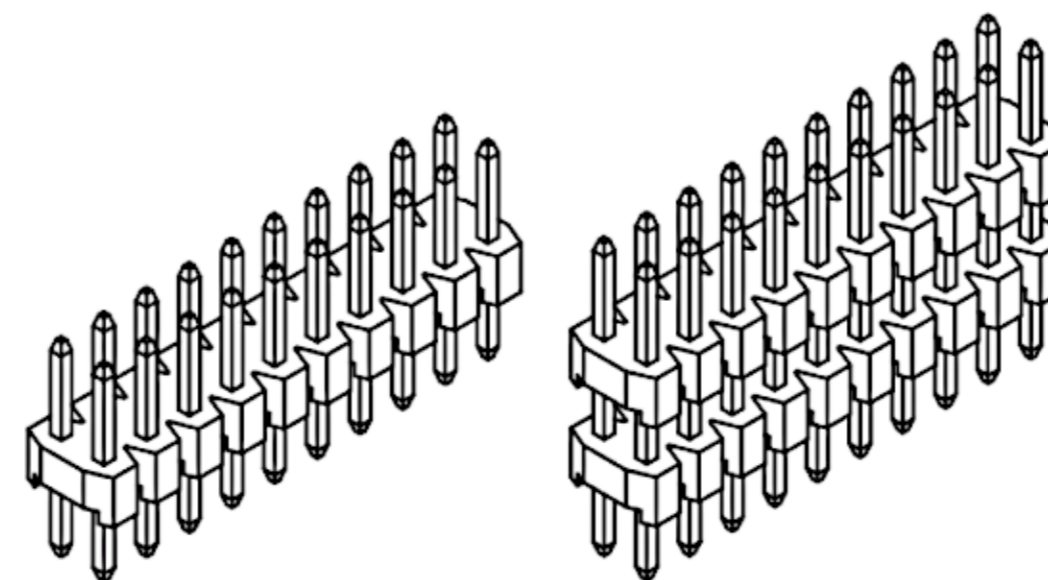
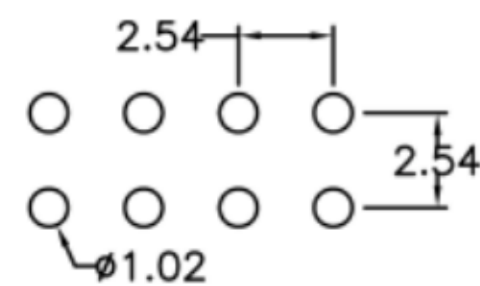
### Material

Contact:	Brass
Isolator:	High Temperature, Thermoplastic UL94V-0
Operating temperature:	Gold plated: -55°C to +105°C Tin plated: -40°C to +105°C

### order information

A254102	XX	XX	XX	xx	XX	XX	XX
No. of Positions	Plating Option	No. of Insulators	Insulator Height	Packaging	Dimension	Special Customer	
04~80	01= gold flash 100= Tin 120= selective xx= on request	1=1pcs 2=2pcs xx=on request	15= H= 1.50mm 17= H= 1.70mm 20= H= 2.00mm 25= H= 2.50mm xx=on request	A= bag BO= Box F= tape&reel with cap xx= on request	A/ B A/ B/ C	xx= on request	

Recommended  
P.C.B Board  
Hole Layout



		Dual Row Pin Header Straight Type		
Tolerance:	PROJECTON			
X. ±0.50	DATE	22.03.2017	Customer Drawing- No.:	
.X ±0.35	DRAWN	MR	Drawing- No.: 2160851	
.XX ±0.25	CHECKED	BR		
.XXX ±0.05	APPROVED	BR	UNIT: mm	SCALE: SIZE: A4
X° ±2°				

4

3

2

1