

4

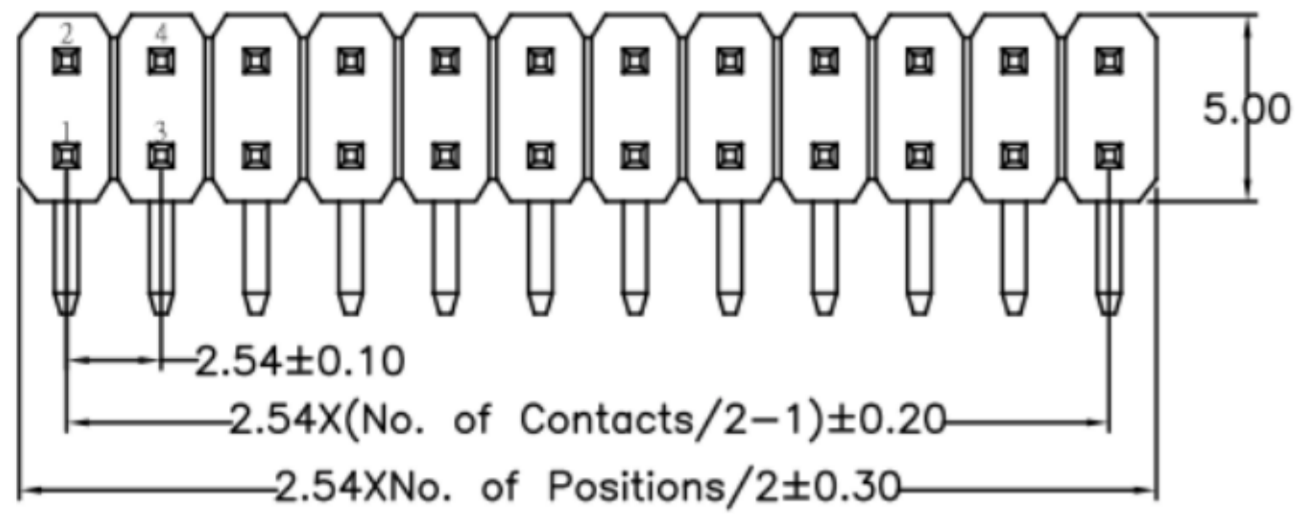
3

2

1



REVISION DATA				
SYM	REV	DESCRIPTION	DATE	APPR.
	00	new part	02.02.17	MR



technical specification:

Current rating: 3.0 Amps /contact max.
 Contact resistance: ≤ 20mΩ / contact
 Insulation resistance: ≥ 1000MΩ at V=100V
 Withstanding voltage: 550V AC / min.
 Operating temperatures: Gold plated: -55°C ~+105°C

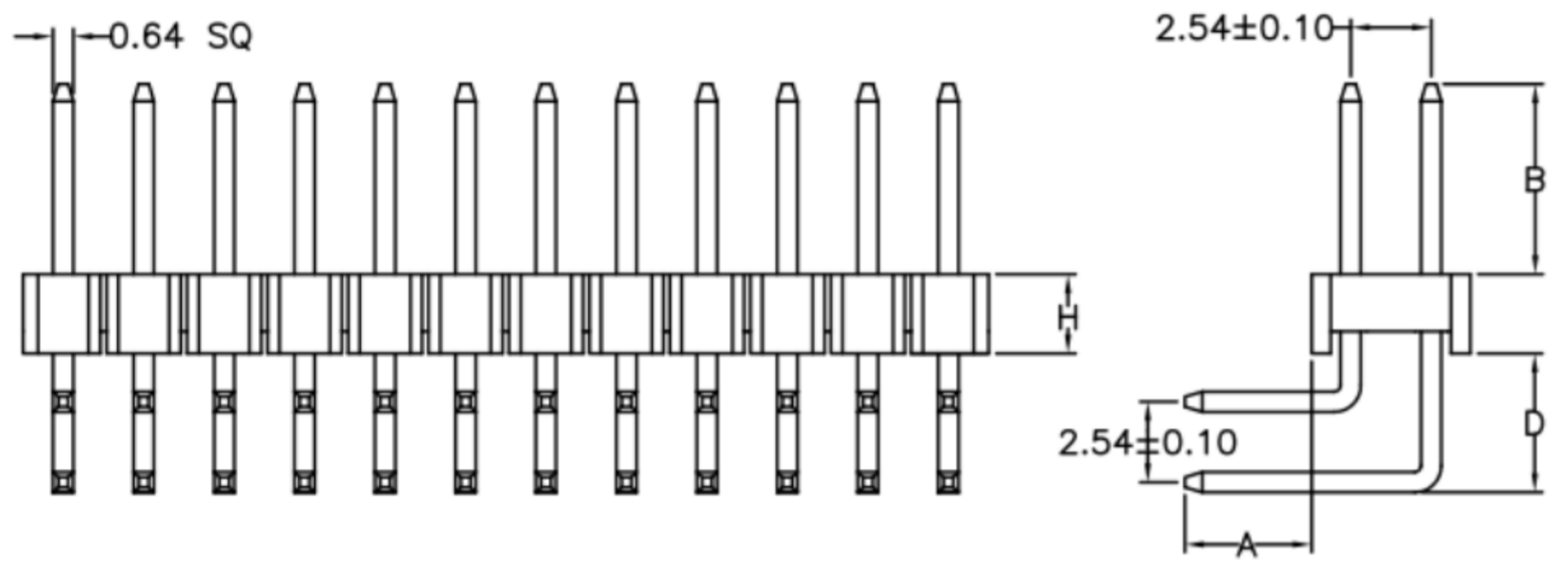
Contact Material: Brass
 Insulator Material: High Temperature, Thermoplastic UL94V-0

D

D

C

C



B

B

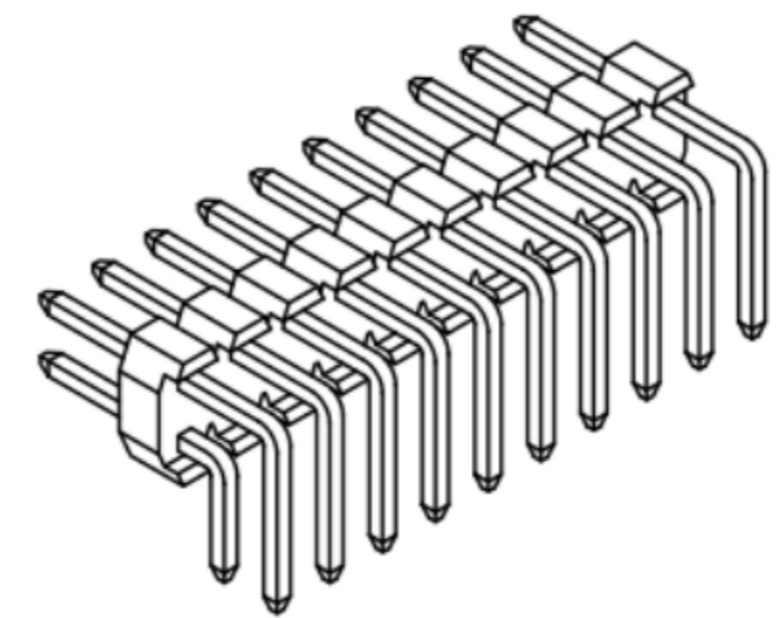
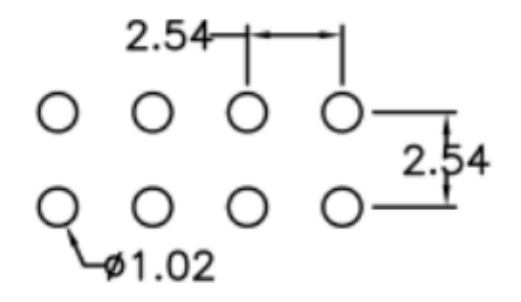
order information

A254120	XX	XX	xx	XX	XX	XX
No. of Positions	Plating Option	Insulator Height	Packaging	Dimension	Special Customer	
04~80	01= gold flash 140= sel.: 10µ" gold/flash gold 120= selective xx= on request	15= H= 1.50mm 17= H= 1.70mm 20= H= 2.00mm 25= H= 2.50mm xx=on request	A= bag BO= Box E= tube&cap F= tape&reel with cap xx= on request	A/ B/ D	xx= on request	

A

A

Recommended P.C.B Board Hole Layout



		TITLE: Dual Row Pin Header Right Angle Type	
Tolerance: X. ±0.30 .X ±0.35 .XX ±0.25 .XXX ±0.15 .X* ±2°	PROJECTON		Customer Drawing- No.:
	DATE	02.02.2017	Drawing- No.: 2161031
	DRAWN	MR	
	CHECKED	BR	
APPROVED	BR	UNIT: mm	SCALE: SIZE: A4

4

3

2

1